

Let's Begin— Steps to Register

Your Total Rewards Portal Registration Tutorial:

Step 1

To get to your Annual Enrollment site, click the enrollment link on the **EMConnect** site when using a company device.


You can also navigate directly to **digital.alight.com/exxonmobil**

OR

On **exxonmobilfamily.com**, in the "Annual Enrollment" section at the top, choose the **Your Total Rewards portal** from the "Quick Links" options on the right side of the page, or click on **Enroll in Benefits** under the "Explore More" section to learn more.

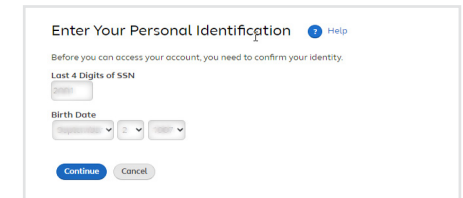
Step 2

If you navigated to the Your Total Rewards portal directly, click on **New User?** under the **Log On** button. If you connected via SSO from EMConnect, you will skip this login screen.



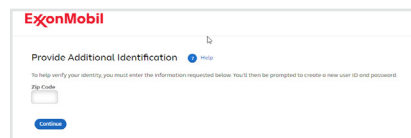
Step 3

You will be prompted to input some of your personal information. Once completed, click **Continue**.



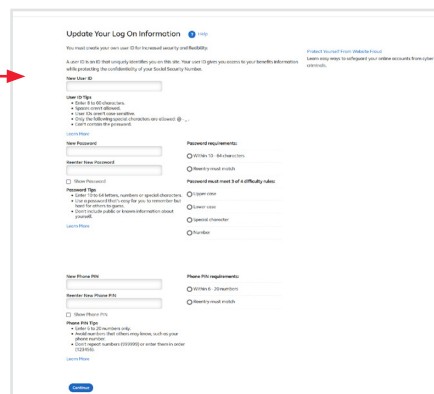
Step 4

You may be asked to provide additional information to identify you. Then click **Continue**.



Step 5

On this screen, be sure to follow the prompts to update your log on information. Once completed, click **Continue**.



Step 6

When your log on information is uploaded successfully, you will be directed to the following page. Click **Continue** to navigate to the Your Total Rewards portal home page.

